



# KIP 75 SERIES



## SPECIFICATIONS

### General

Description	Monochrome wide format print/copy/scan with color scanner
Type	Electrophotography (LED) with organic photoconductor (OPC) and closed toner system
Range of Productivity	10 D or 8 D per minute / 600 or 480 prints per hour
Warm Up Time (from cold)	Less than 2 minutes from standby
Configurations	Printer / MFP
Roll Options	2 Roll or 4 Roll
Output Delivery	Top / Optional Rear
Dimensions	63" (w) x 29" (d) x 63" (h) / 1600 mm x 720 mm x 1600 mm
Weight	MFP (4 Roll) 624 lb. / 283 kg   Printer (4 Roll) 587 lb. / 266 kg
Electrical Requirements	220V-240V +6% or -10%, 50/60Hz, 13A
Power Consumption (Standby)	430W
Power Consumption (Printing)	< 1,500W

### Printer

Print Resolution	600 dpi x 2400 dpi
Roll Capacity	2 Roll or 4 Roll
Output Sizes Width	11" - 36"
Output Sizes Length	20' / 6 m (standard), 500'/150 m based on media validation
Paper Weight	Bond 18-24 lb., Vellum/Translucent Bond 18-20 lb., film 3.5 - 4 mil
Media Type	Bond / Vellum / Film

### Controller

Controller Type	KIP System K Controller with Windows 7 Embedded
Memory	2GB DDR3 Standard - Upgradable to 4 GB
Hard Drive	Minimum 320 GB - Unlimited Upgrade
Supported File Type	DWF, PDF, PDF-A, HPGL 1/2, HP-RTL, Calcomp 906/907, CALS Group 4, TIFF Group 4, CIT/TG4, Grayscale TIFF, TIFF Packbits, PNG, JPEG

### Scanner

Scanner Type	CIS / CCD
Scan Resolution	600 dpi
Scan Format	TIFF, Multipage TIFF, PDF, PDF-A, Multipage PDF, DWF, JPEG
Scan Destination	Local USB (removable media), Mailboxes (local), FTP, SMB Cloud: Google Drive/Dropbox/Box/OneDrive/SharePoint
Original Size Width	11" - 36" / 210 mm to 914 mm
Original Thickness	0.05 mm - 1.60 mm (image quality over 0.25 mm not guaranteed)

# KIP 75 SERIES

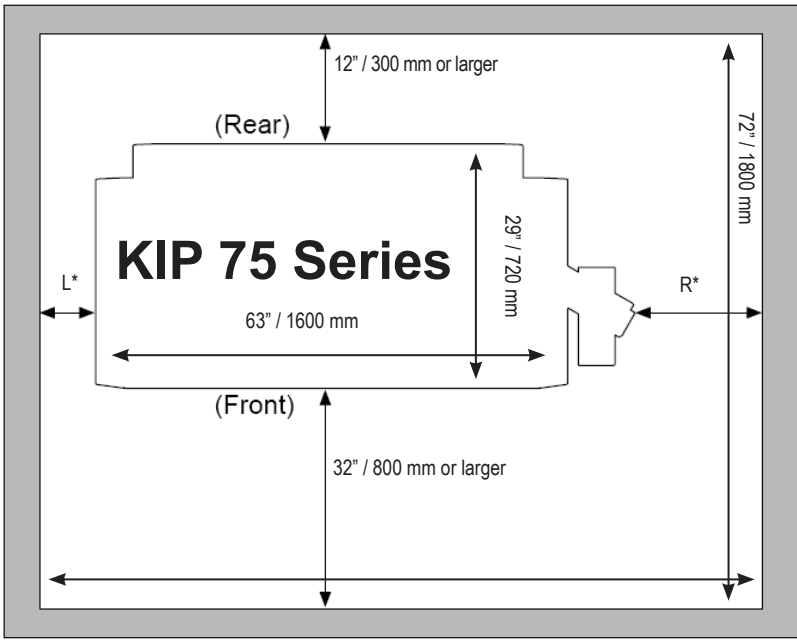


## INSTALLATION

### Space, Electrical, and Environmental Requirements

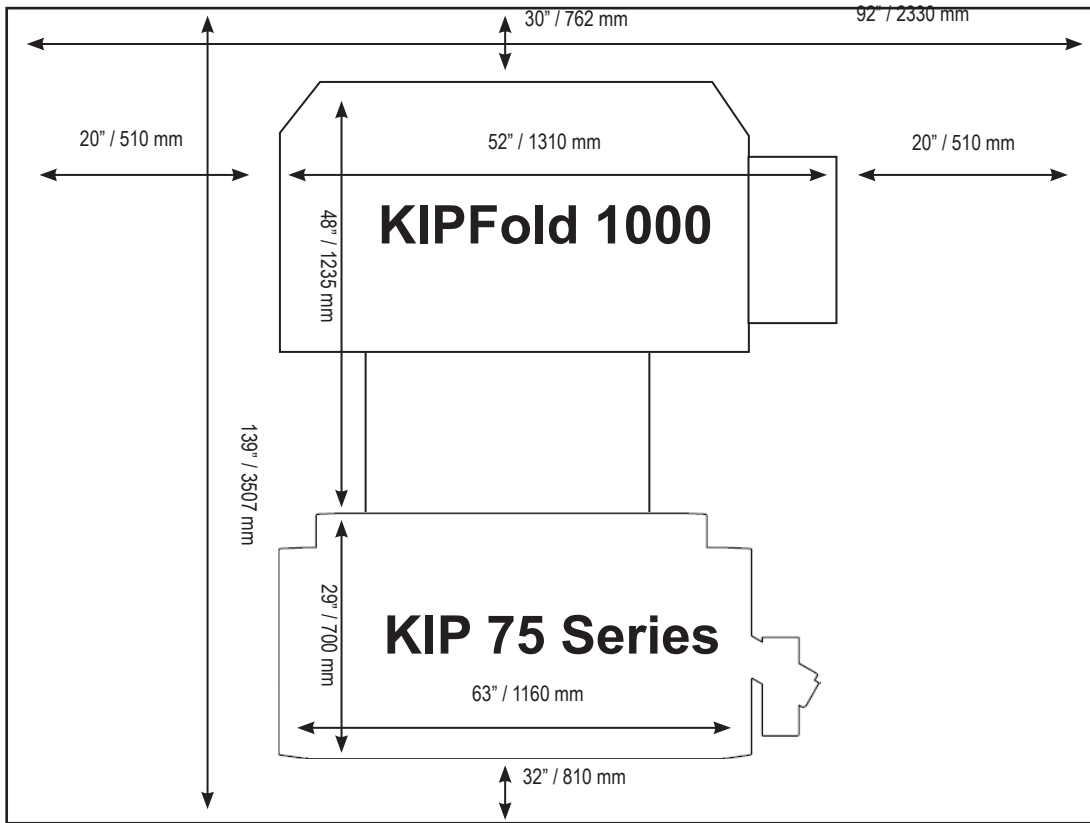
Weight	MFP (4 Roll) 624 lb. / 283 kg   Printer (4 Roll) 587 lb. / 266 kg
Dimensions	63" (w) x 29" (d) x 63" (h) / 1600 mm x 720 mm x 1600 mm
Electrical (Dedicated)	220V-240V +6% or -10%, 50/60Hz, 13A
Electrical Receptacle	Nema 6-20 R
Max. Power Consumption	< 1,500W (printing), 430 W (standby)
Acoustic Noise	Idle: max. 50 db Printing: max. 57 db
Room Temperature	50-86°F (10-32°C)
Room Humidity	15-85% (non condensing)

### Spatial Requirements (top view not to scale)

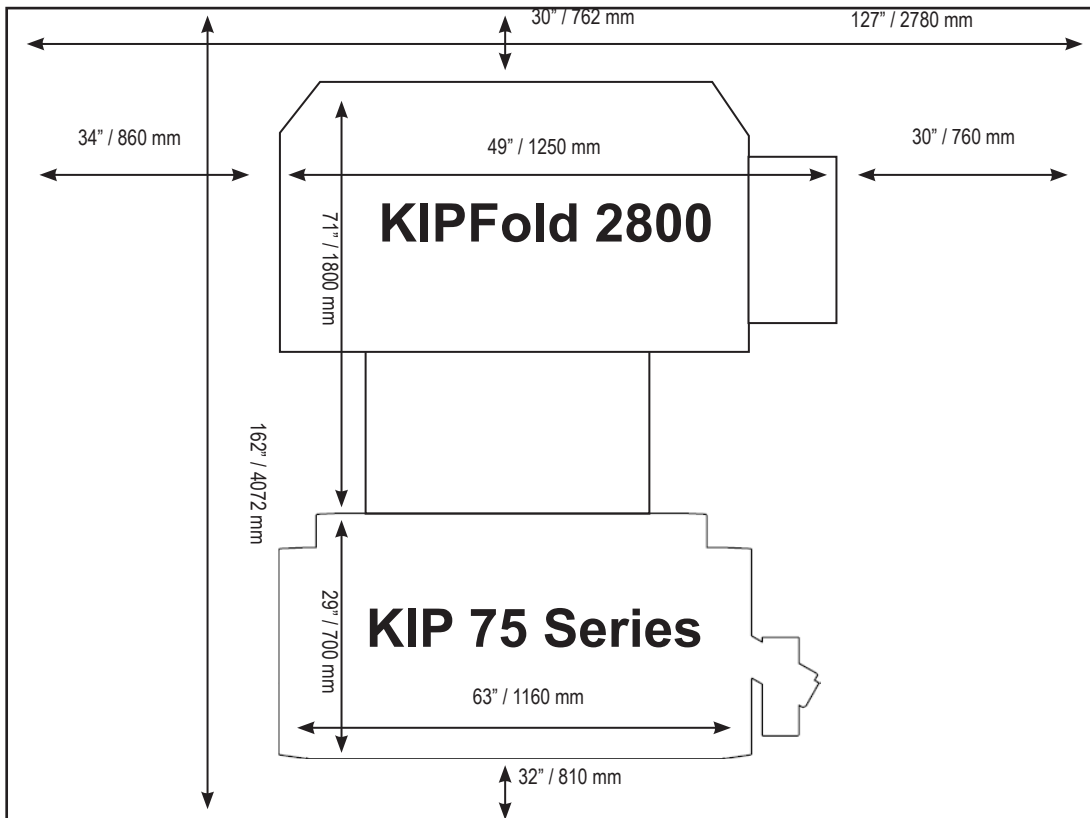


\* L + R = 14" / 350 mm or larger  
(R must be larger than L)  
(L = 2" / 50 mm or larger)

Spatial Requirements with KIPFold 1000 (top view not to scale)




Spatial Requirements with KIPFold 2800 (top view not to scale)



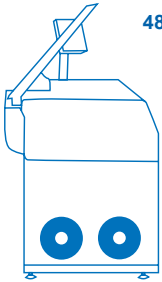


# KIP 75 SERIES

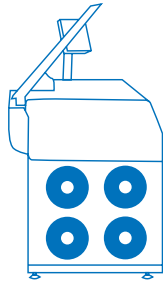
## CONFIGURATIONS & PRODUCTIVITY



480 PRINTS PER HOUR



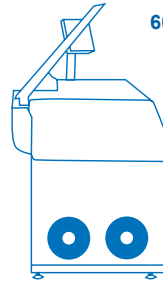
**KIP 7572 Printer**



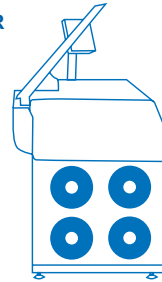
**KIP 7574 Printer**



600 PRINTS PER HOUR



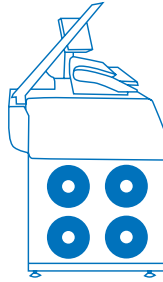
**KIP 7572 Printer**



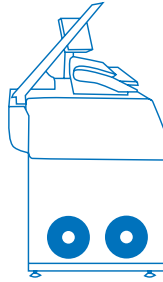
**KIP 7574 Printer**



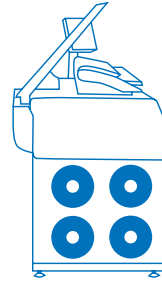
**KIP 7582 MFP CIS Scanner**



**KIP 7584 MFP CIS Scanner**



**KIP 7582 MFP CIS Scanner**



**KIP 7584 MFP CIS Scanner**

**KIP 7592 MFP CCD Scanner\***

**KIP 7594 MFP CCD Scanner\***

**KIP 7592 MFP CCD Scanner\***

**KIP 7594 MFP CCD Scanner\***

*\*Requires Dual Footprint Scanner Stand*