


# KIP External Hard Drive Kit (System K Models)


## Quick Reference

Kit contents:

- A. (1ea) PPEHDENCLOSURE    EXTERNAL HARD DRIVE ENCLOSURE (eSATA (M))
- B. (1ea) PPESATACABLE80    80in eSATA to eSATA CABLEP (eSATA (F-F))
- C. (1ea) PPEPCIADAPTER    SATA PCI ADAPTER (eSATA/ SATA (M-F))  
(Remove plate/ keep screws)
- D. (2ea) PPEEXTENSION    SATA EXTENSION (SATA (M-F))
- E. (1ea) PPE SLOTPLATE    SATA DATA SLOT PLATE (SATA (M-F))
- F. (1ea) 9000450002    BUSH (not shown, used on 800 and 940 only, if needed)



Difference between SATA and eSATA connections

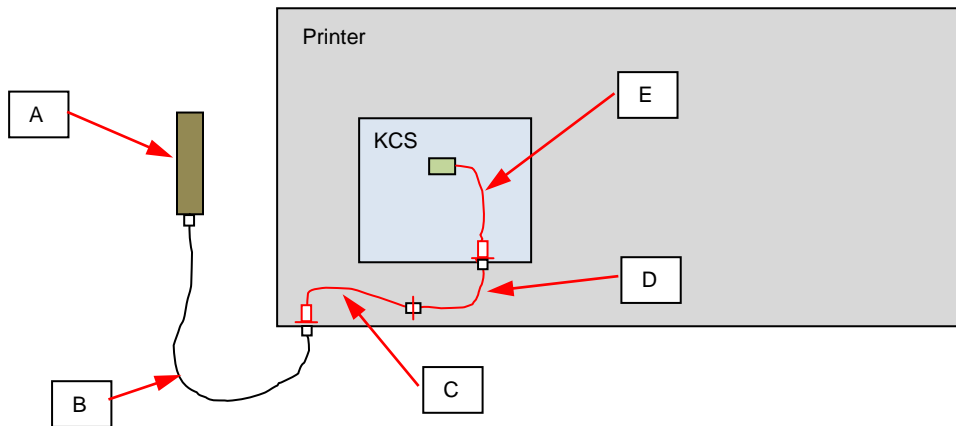


# KIP External Hard Drive Kit (System K Models)

## Quick Reference

Connection Diagrams:

### KIP 770K, 7170K, 75 Series and 79 Series Printers



Note:

- KIP 75 Series requires 2ea of item "D" SATA Extension
- KIP 770K does not require item "D" SATA Extension
- Connect item "E" to SATA port on MOBO

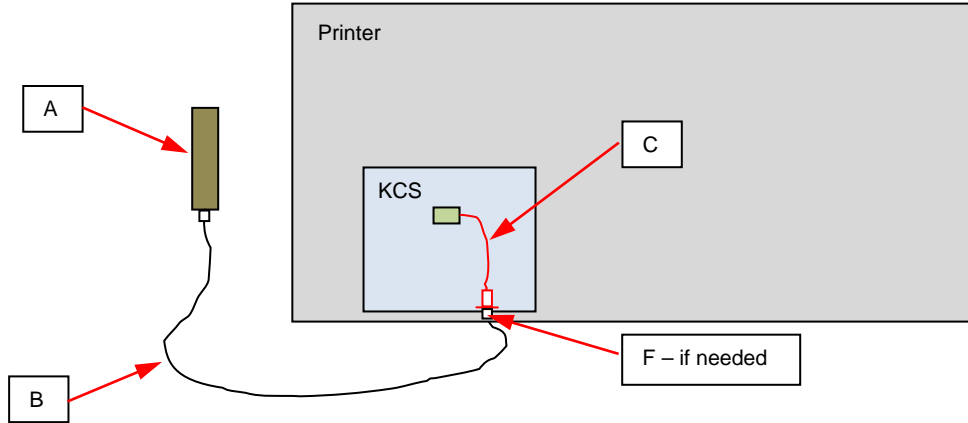


- Attach item "C" to punch out on the back of the machine



# KIP External Hard Drive Kit (System K Models) Quick Reference

## KIP 800 Series and KIP 940 Printers



### Note:

- Items "D" and "E" not used
- Pass item "C" through slot on KCS controller then connect to SATA port on MOBO as shown below



C

